

Collaborative primary care for depression (general adult population)

Adult Mental Health: Depression

Benefit-cost estimates updated December 2019. Literature review updated December 2016.

Current estimates replace old estimates. Numbers will change over time as a result of model inputs and monetization methods.

The WSIPP benefit-cost analysis examines, on an apples-to-apples basis, the monetary value of programs or policies to determine whether the benefits from the program exceed its costs. WSIPP's research approach to identifying evidence-based programs and policies has three main steps. First, we determine "what works" (and what does not work) to improve outcomes using a statistical technique called meta-analysis. Second, we calculate whether the benefits of a program exceed its costs. Third, we estimate the risk of investing in a program by testing the sensitivity of our results. For more detail on our methods, see our [Technical Documentation](#).

Program Description: Collaborative primary care for depression integrates behavioral health into the primary care setting to treat adult patients with major or minor depression, dysthymia, or subthreshold depression. In the collaborative care model, a care manager coordinates with a primary care provider and behavioral health care providers to develop and implement measurement-based treatment plans for individual patients. Care managers can be mental health providers (e.g. psychologists) or non-behavioral health specialists (e.g. registered nurses or social workers). Programs included in this review were intended for adult populations, age 18 and over. All programs were implemented in primary care settings, where patients received collaborative care for 3 to 36 months.

We report separate results for collaborative primary care programs for depression among older adults.

Benefit-Cost Summary Statistics Per Participant

Benefits to:

Taxpayers	\$3,541	Benefit to cost ratio	\$12.75
Participants	\$6,536	Benefits minus costs	\$10,322
Others	\$890	Chance the program will produce	
Indirect	\$233	benefits greater than the costs	98 %
Total benefits	\$11,200		
Net program cost	(\$879)		
Benefits minus cost	\$10,322		

The estimates shown are present value, life cycle benefits and costs. All dollars are expressed in the base year chosen for this analysis (2018). The chance the benefits exceed the costs are derived from a Monte Carlo risk analysis. The details on this, as well as the economic discount rates and other relevant parameters are described in our [Technical Documentation](#).

Meta-Analysis of Program Effects

Outcomes measured	Treatment age	No. of effect sizes	Treatment N	Adjusted effect sizes and standard errors used in the benefit-cost analysis						Unadjusted effect size (random effects model)	
				First time ES is estimated			Second time ES is estimated			ES	p-value
				ES	SE	Age	ES	SE	Age		
Major depressive disorder	47	25	4094	-0.258	0.058	48	-0.134	0.071	50	-0.307	0.001

Meta-analysis is a statistical method to combine the results from separate studies on a program, policy, or topic in order to estimate its effect on an outcome. WSIPP systematically evaluates all credible evaluations we can locate on each topic. The outcomes measured are the types of program impacts that were measured in the research literature (for example, crime or educational attainment). Treatment N represents the total number of individuals or units in the treatment group across the included studies.

An effect size (ES) is a standard metric that summarizes the degree to which a program or policy affects a measured outcome. If the effect size is positive, the outcome increases. If the effect size is negative, the outcome decreases.

Adjusted effect sizes are used to calculate the benefits from our benefit cost model. WSIPP may adjust effect sizes based on methodological characteristics of the study. For example, we may adjust effect sizes when a study has a weak research design or when the program developer is involved in the research. The magnitude of these adjustments varies depending on the topic area.

WSIPP may also adjust the second ES measurement. Research shows the magnitude of some effect sizes decrease over time. For those effect sizes, we estimate outcome-based adjustments which we apply between the first time ES is estimated and the second time ES is estimated. We also report the unadjusted effect size to show the effect sizes before any adjustments have been made. More details about these adjustments can be found in our [Technical Documentation](#).

Detailed Monetary Benefit Estimates Per Participant

Affected outcome:	Resulting benefits: ¹	Benefits accrue to:					Total
		Taxpayers	Participants	Others ²	Indirect ³		
Major depressive disorder	Labor market earnings associated with major depression	\$2,673	\$6,279	\$0	\$0		\$8,952
Major depressive disorder	Health care associated with major depression	\$863	\$244	\$890	\$431		\$2,428
Major depressive disorder	Mortality associated with depression	\$5	\$13	\$0	\$241		\$259
Program cost	Adjustment for deadweight cost of program	\$0	\$0	\$0	(\$439)		(\$439)
Totals		\$3,541	\$6,536	\$890	\$233		\$11,200

¹In addition to the outcomes measured in the meta-analysis table, WSIPP measures benefits and costs estimated from other outcomes associated with those reported in the evaluation literature. For example, empirical research demonstrates that high school graduation leads to reduced crime. These associated measures provide a more complete picture of the detailed costs and benefits of the program.

²“Others” includes benefits to people other than taxpayers and participants. Depending on the program, it could include reductions in crime victimization, the economic benefits from a more educated workforce, and the benefits from employer-paid health insurance.

³“Indirect benefits” includes estimates of the net changes in the value of a statistical life and net changes in the deadweight costs of taxation.

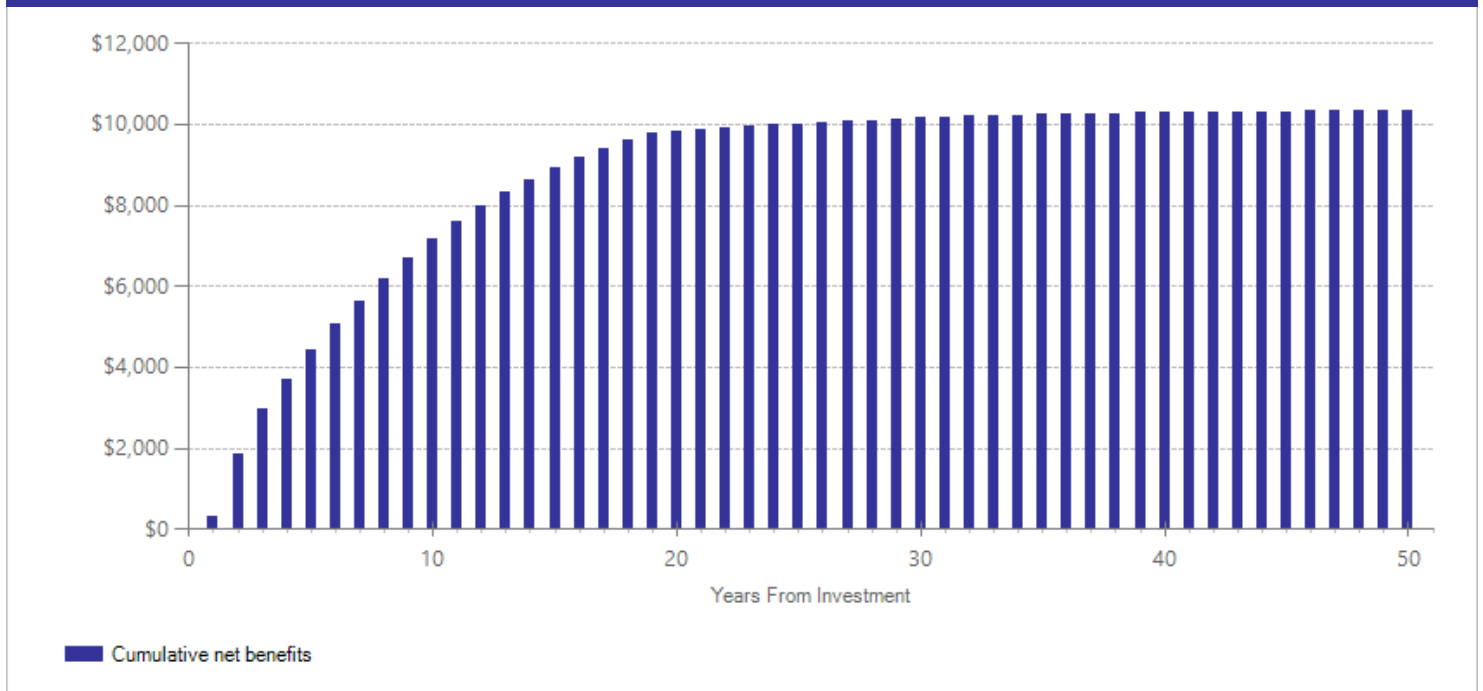
Detailed Annual Cost Estimates Per Participant

	Annual cost	Year dollars	Summary	
Program costs	\$834	2016	Present value of net program costs (in 2018 dollars)	(\$879)
Comparison costs	\$0	2016	Cost range (+ or -)	15 %

Treatment cost estimates for this program reflect costs beyond treatment as usual. Costs are based on a weighted average of per-participants costs published in Adler et al. (2004), Katon et al. (1996); Katon et al. (1999), Rost et al. (2001), Simon et al. (2000); and Grochtdreis et al (2015). Cost-effectiveness of collaborative care for the treatment of depressive disorders in primary care: a systematic review. PLoS One 10(5): e0123078.

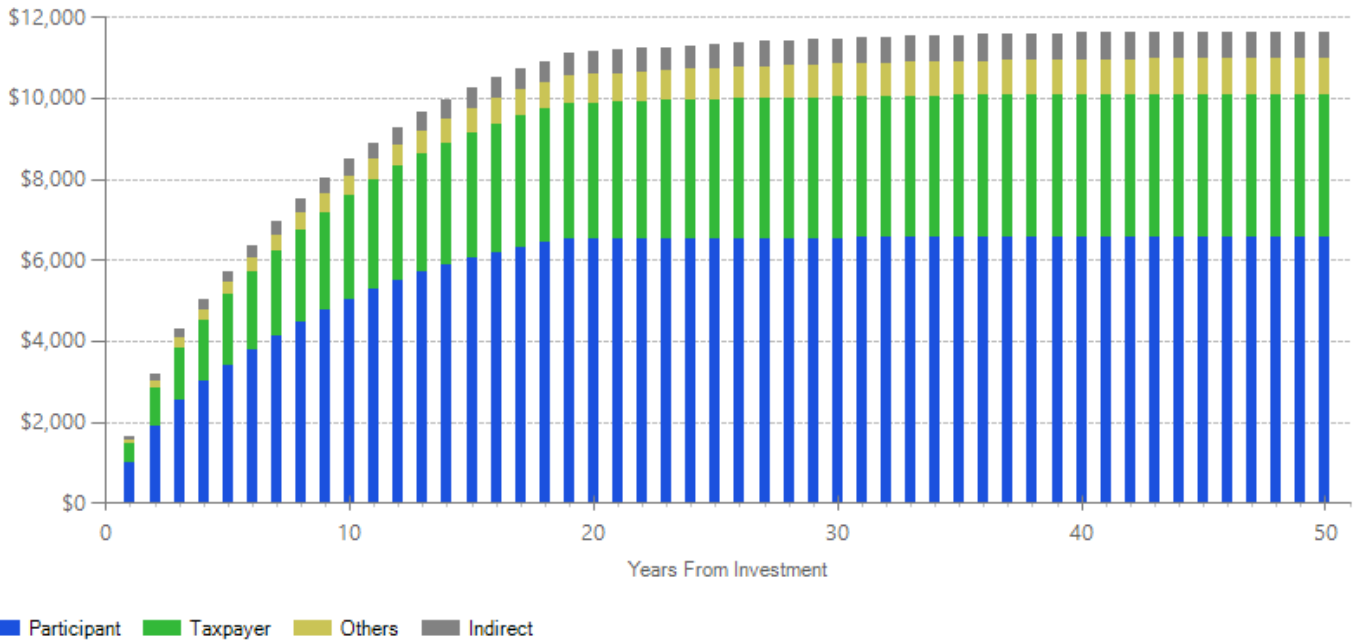
The figures shown are estimates of the costs to implement programs in Washington. The comparison group costs reflect either no treatment or treatment as usual, depending on how effect sizes were calculated in the meta-analysis. The cost range reported above reflects potential variation or uncertainty in the cost estimate; more detail can be found in our [Technical Documentation](#).

Benefits Minus Costs Over Time (Cumulative Discounted Dollars)



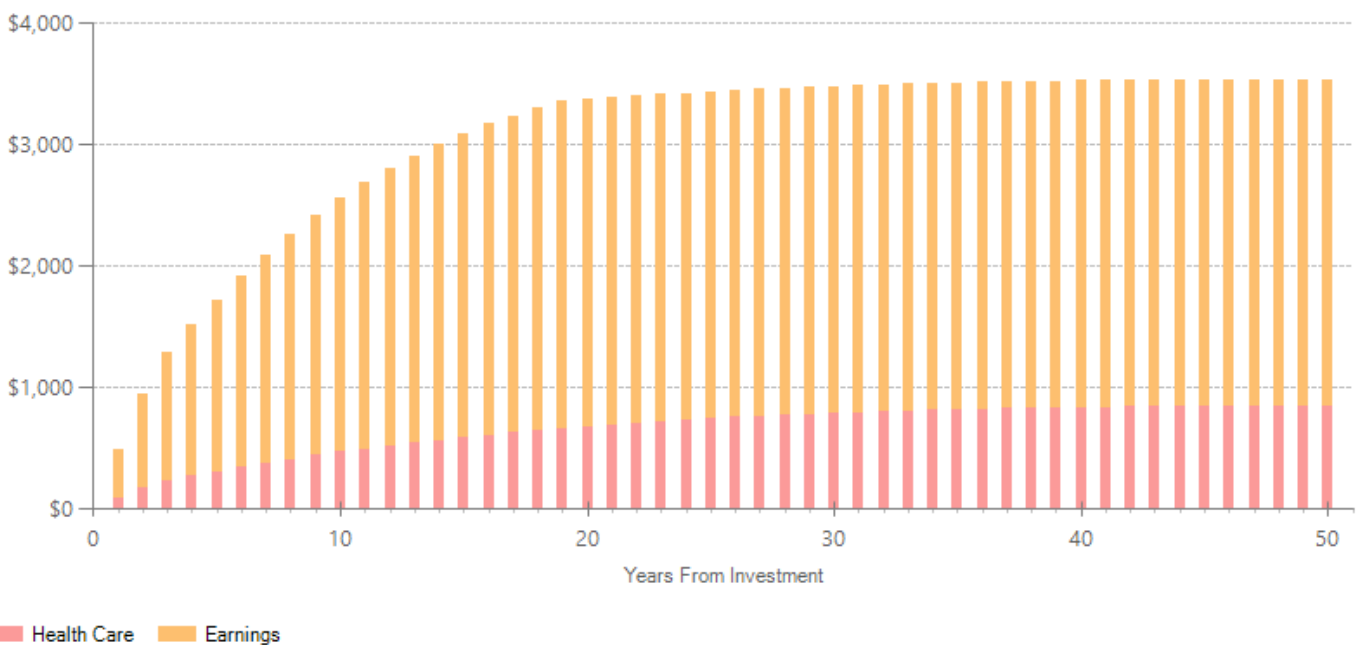
The graph above illustrates the estimated cumulative net benefits per-participant for the first fifty years beyond the initial investment in the program. We present these cash flows in discounted dollars. If the dollars are negative (bars below \$0 line), the cumulative benefits do not outweigh the cost of the program up to that point in time. The program breaks even when the dollars reach \$0. At this point, the total benefits to participants, taxpayers, and others, are equal to the cost of the program. If the dollars are above \$0, the benefits of the program exceed the initial investment.

Benefits by Perspective Over Time (Cumulative Discounted Dollars)



The graph above illustrates the breakdown of the estimated cumulative benefits (not including program costs) per-participant for the first fifty years beyond the initial investment in the program. These cash flows provide a breakdown of the classification of dollars over time into four perspectives: taxpayer, participant, others, and indirect. "Taxpayers" includes expected savings to government and expected increases in tax revenue. "Participants" includes expected increases in earnings and expenditures for items such as health care and college tuition. "Others" includes benefits to people other than taxpayers and participants. Depending on the program, it could include reductions in crime victimization, the economic benefits from a more educated workforce, and the benefits from employer-paid health insurance. "Indirect benefits" includes estimates of the changes in the value of a statistical life and changes in the deadweight costs of taxation. If a section of the bar is below the \$0 line, the program is creating a negative benefit, meaning a loss of value from that perspective.

Taxpayer Benefits by Source of Value Over Time (Cumulative Discounted Dollars)



The graph above focuses on the subset of estimated cumulative benefits that accrue to taxpayers. The cash flows are divided into the source of the value.

Citations Used in the Meta-Analysis

- Adler, D.A., Bungay, K. M., Wilson, I. B., Pei, Y., Supran, S., Peckham, E., . . . Rogers, W. H. (2004). The impact of a pharmacist intervention on 6-month outcomes in depressed primary care patients. *General Hospital Psychiatry, 26*(3), 199-209.
- Aragones, E., Lluís, P. J., Caballero, A., Lopez-Cortacans, G., Casaus, P., Maria, H. J., . . . Folch, S. (2012). Effectiveness of a multi-component programme for managing depression in primary care: A cluster randomized trial. The INDI project. *Journal of Affective Disorders, 142*(1-3), 297-305.
- Berghofer, A., Hartwich, A., Bauer, M., Unutzer, J., Willich, S. N., & Pfennig, A. (2012). Efficacy of a systematic depression management program in high utilizers of primary care: A randomized trial. *BMC Health Services Research, 12*(298).
- Capoccia, K. L., Boudreau, D. M., Blough, D. K., Ellsworth, A. J., Clark, D. R., Stevens, N. G., . . . Sullivan, S. D. (2004). Randomized trial of pharmacist interventions to improve depression care and outcomes in primary care. *American Journal of Health-System Pharmacy, 61*(4), 364-372.
- Datto, C. J., Thompson, R., Horowitz, D., Disbot, M., & Oslin, D. W. (2003). The pilot study of a telephone disease management program for depression. *General Hospital Psychiatry, 25*, 3.
- Dietrich, A. J., Oxman, T. E., Williams, J. J. W., Schulberg, H. C., Bruce, M. L., Lee, P. W., Barry, S., . . . Nutting, P. A. (2004). Re-engineering systems for the treatment of depression in primary care: Cluster randomised controlled trial. *British Medical Journal, 329*, 7466, 602.
- Dobscha, S. K., Corson, K., Hickam, D. H., Perrin, N. A., Kraemer, D. F., & Gerrity, M. S. (2006) Depression decision support in primary care: A cluster randomized trial. *Annals of Internal Medicine, 145*(7), 477-487.
- Finley, P. R., Rens, H. R., Pont, J. T., Gess, S. L., Louie, C., Bull, S. A., . . . Bero, L. A. (2003). Impact of a collaborative care model on depression in a primary care setting: A randomized controlled trial. *Pharmacotherapy, 23*(9), 1175-1185.
- Gensichen, J., von Korff, M., Peitz, M., Muth, C., Beyer, M., Guethlin, C., . . . Gerlach, F. M. (2009). Case management for depression by health care assistants in small primary care practices: a cluster randomized trial. *Annals of Internal Medicine, 151*(6), 369-378.
- Hedrick, S. C., Chaney, E. F., Felker, B., Liu, C.-F., Hasenberg, N., Heagerty, P., . . . Katon, W. (2003). Effectiveness of collaborative care depression treatment in veterans' affairs primary care. *Journal of General Internal Medicine, 18*(1), 9-16.
- Katon, W., Robinson, P., Von, K. M., Lin, E., Bush, T., Ludman, E., . . . Walker, E. (1996). A multi-faceted intervention to improve treatment of depression in primary care. *Archives of General Psychiatry, 53*(10), 924-932.
- Katon, W., Von, K. M., Lin, E., Simon, G., Walker, E., Unutzer, J., Bush, T., . . . Ludman, E. (1999). Stepped collaborative care for primary care patients with persistent symptoms of depression: a randomized trial. *Archives of General Psychiatry, 56*(12), 1109-15.
- Katzelnick, D. J., Simon, G. E., Pearson, S. D., Manning, W. G., Helstad, C. P., Henk, H. J., . . . Kobak, K. A. (2000). Randomized trial of a depression management program in high utilizers of medical care. *Archives of Family Medicine, 9*(4), 345-351.
- Klinkman, M. S., Bauroth, S., Fedewa, S., Kerber, K., Kuebler, J., Adman, T., & Sen, A. (2010). Long-term clinical outcomes of care management for chronically depressed primary care patients: A report from the depression in primary care project. *Annals of Family Medicine, 8*(5), 387-396.
- Landis, S. E., Gaynes, B. N., Morrissey, J. P., Vinson, N., Ellis, A. R., & Domino, M. E. (2007). Generalist care managers for the treatment of depressed Medicaid patients in North Carolina: A pilot study. *BMC Family Practice, 8*(1), 7-11.
- Lin, E.H., VonKorff, M., Russo, J., Katon, W., Simon, G.E., Unutzer, J., . . . Ludman, E. (2000). Can depression treatment in primary care reduce disability? A stepped care approach. *Archives of Family Medicine, 9*(10), 1052-1058.
- Menchetti, M., Sighinolfi, C., Di Michele, V., Peloso, P., Nespeca, C., Bandieri, P.V., . . . Berardi, D. (2013). Effectiveness of collaborative care for depression in Italy. A randomized controlled trial. *General Hospital Psychiatry, 35*(6), 579-586.
- Richards, D. A., Lovell, K., Gilbody, S., Gask, L., Torgerson, D., Barkham, M., . . . Richardson, R. (2008). Collaborative care for depression in UK primary care: A randomized controlled trial. *Psychological Medicine, 38*(2), 279-287.
- Richards, D. A., Hill, J. J., Gask, L., Lovell, K., Chew-Graham, C., Bower, P., . . . Barkham, M. (2013). Clinical effectiveness of collaborative care for depression in UK primary care (CADET): Cluster randomised controlled trial. *British Medical Journal (Clinical Research Ed.)*, 347.
- Rost, K., Nutting, P., Smith, J., Werner, J., & Duan, N. (2001). Improving Depression Outcomes in Community Primary Care Practice. A Randomized Trial of the QuEST Intervention. *Journal of General Internal Medicine, 16*(3), 143-149.
- Schoenbaum, M., Unutzer, J., Sherbourne, C., Duan, N., Rubenstein, L. V., Miranda, J., . . . Wells, K. (2001). Cost-effectiveness of practice-initiated quality improvement for depression: results of a randomized controlled trial. *Jama : the Journal of the American Medical Association, 286*(11), 1325-30.
- Shippee, N. D., Shah, N. D., Angstman, K. B., DeJesus, R. S., Wilkinson, J. M., Bruce, S. M., & Williams, M. D. (2013). Impact of collaborative care for depression on clinical, functional, and work outcomes: A practice-based evaluation. *The Journal of Ambulatory Care Management, 36*(1),13-23
- Simon, G. E., VonKorff, M., Rutter, C., & Wagner, E. (2000). Randomised trial of monitoring, feedback, and management of care by telephone to improve treatment of depression in primary care. *British Medical Journal, 320*(7234), 550-554.
- Simon, G. E., Ludman, E. J., Tutty, S., Operskalski, B., & Von, K. M. (2004). Telephone psychotherapy and telephone care management for primary care patients starting antidepressant treatment: a randomized controlled trial. *Journal of the American Medical Association, 292*(8), 935-42.
- Smit, A., Kluiters, H., Conradi, H. J., van der Meer, K., Tiemens, B. G., Jenner, J. A., . . . Ormel, J. (2006). Short-term effects of enhanced treatment for depression in primary care: Results from a randomized controlled trial. *Psychological Medicine, 36*(1), 15-26.
- Swindle, R. W., Rao, J. K., Helmy, A., Plue, L., Zhou, X. H., Eckert, G. J., & Weinberger, M. (2003). Integrating clinical nurse specialists into the treatment of primary care patients with depression. *International Journal of Psychiatry in Medicine, 33*(1), 17-37.
- Uebelacker, L. A., Marootian, B. A., Tigue, P., Haggarty, R., Primack, J. M., & Miller, I. W. (2011). Telephone depression care management for Latino Medicaid health plan members: A pilot randomized controlled trial. *The Journal of Nervous and Mental Disease, 199*(9), 678-683.
- Wells, K. B., Sherbourne, C., Schoenbaum, M., Duan, N., Meredith, L., Unutzer, J., . . . Rubenstein, L. V. (2000). Impact of disseminating quality improvement programs for depression in managed primary care: a randomized controlled trial. *JAMA : The Journal of the American Medical Association, 283*(2), 212-220.

For further information, contact:
(360) 664-9800, institute@wsipp.wa.gov

Printed on 02-09-2023



Washington State Institute for Public Policy

The Washington State Legislature created the Washington State Institute for Public Policy in 1983. A Board of Directors—representing the legislature, the governor, and public universities—governs WSIPP and guides the development of all activities. WSIPP's mission is to carry out practical research, at legislative direction, on issues of importance to Washington State.