

## Assertive community treatment (ACT)

### Adult Mental Health: Serious Mental Illness

Benefit-cost estimates updated December 2019. Literature review updated May 2014.

Current estimates replace old estimates. Numbers will change over time as a result of model inputs and monetization methods.

The WSIPP benefit-cost analysis examines, on an apples-to-apples basis, the monetary value of programs or policies to determine whether the benefits from the program exceed its costs. WSIPP's research approach to identifying evidence-based programs and policies has three main steps. First, we determine "what works" (and what does not work) to improve outcomes using a statistical technique called meta-analysis. Second, we calculate whether the benefits of a program exceed its costs. Third, we estimate the risk of investing in a program by testing the sensitivity of our results. For more detail on our methods, see our [Technical Documentation](#).

Program Description: Assertive community treatment (ACT) is a treatment and case management approach that includes the following key elements: a multidisciplinary team that includes a medication prescriber, direct service provided by team members, caseloads that are shared between team members, services provided in locations convenient for the patient, and low patient-to-staff ratios. The studies reviewed in this analysis compared ACT to treatment as usual or other forms of case management. ACT is associated with significant reductions in homelessness, for which the current WSIPP benefit-cost model does not estimate monetary benefits. To test the sensitivity of our benefit-cost results to this known limitation, we examined a recent comprehensive benefit-cost study of housing vouchers (Carlson et al., 2011). Our benefit-cost results would not change significantly if we had included the benefits of providing housing estimated by this study. Carlson, D., Haveman, R., Kaplan, T., & Wolfe, B. (2011). The benefits and costs of the Section 8 housing subsidy program: A framework and estimates of first-year effects. *Journal of Policy Analysis and Management*, 30 (2), 233-255.

### Benefit-Cost Summary Statistics Per Participant

#### Benefits to:

Taxpayers	\$1,016	Benefit to cost ratio	(\$0.42)
Participants	(\$585)	Benefits minus costs	(\$27,184)
Others	\$518	Chance the program will produce	
Indirect	(\$8,958)	benefits greater than the costs	13 %
<b>Total benefits</b>	<b>(\$8,010)</b>		
<b>Net program cost</b>	<b>(\$19,174)</b>		
<b>Benefits minus cost</b>	<b>(\$27,184)</b>		

The estimates shown are present value, life cycle benefits and costs. All dollars are expressed in the base year chosen for this analysis (2018). The chance the benefits exceed the costs are derived from a Monte Carlo risk analysis. The details on this, as well as the economic discount rates and other relevant parameters are described in our [Technical Documentation](#).

## Meta-Analysis of Program Effects

Outcomes measured	Treatment age	No. of effect sizes	Treatment N	Adjusted effect sizes and standard errors used in the benefit-cost analysis						Unadjusted effect size (random effects model)	
				First time ES is estimated			Second time ES is estimated			ES	p-value
				ES	SE	Age	ES	SE	Age		
Crime	40	7	810	-0.026	0.065	42	0.000	0.000	43	-0.026	0.688
Alcohol use disorder	40	4	272	0.103	0.108	42	0.000	0.000	43	0.103	0.338
Illicit drug use disorder	40	4	249	0.048	0.108	42	0.000	0.000	43	0.048	0.658
Global functioning <sup>^</sup>	40	5	237	0.142	0.096	42	n/a	n/a	n/a	0.142	0.139
Hospitalization	40	4	598	-0.014	0.110	42	0.000	0.000	43	-0.014	0.898
Hospitalization (psychiatric)	40	22	2294	-0.178	0.074	42	0.000	0.118	43	-0.178	0.016
Homelessness <sup>^</sup>	40	8	638	-0.228	0.098	42	n/a	n/a	n/a	-0.228	0.020
Emergency department visits	40	3	555	-0.043	0.218	42	0.000	0.000	43	-0.043	0.845
Psychiatric symptoms <sup>^</sup>	40	11	582	-0.050	0.061	42	n/a	n/a	n/a	-0.050	0.414

<sup>^</sup>WSIPP's benefit-cost model does not monetize this outcome.

Meta-analysis is a statistical method to combine the results from separate studies on a program, policy, or topic in order to estimate its effect on an outcome. WSIPP systematically evaluates all credible evaluations we can locate on each topic. The outcomes measured are the types of program impacts that were measured in the research literature (for example, crime or educational attainment). Treatment N represents the total number of individuals or units in the treatment group across the included studies.

An effect size (ES) is a standard metric that summarizes the degree to which a program or policy affects a measured outcome. If the effect size is positive, the outcome increases. If the effect size is negative, the outcome decreases.

Adjusted effect sizes are used to calculate the benefits from our benefit cost model. WSIPP may adjust effect sizes based on methodological characteristics of the study. For example, we may adjust effect sizes when a study has a weak research design or when the program developer is involved in the research. The magnitude of these adjustments varies depending on the topic area.

WSIPP may also adjust the second ES measurement. Research shows the magnitude of some effect sizes decrease over time. For those effect sizes, we estimate outcome-based adjustments which we apply between the first time ES is estimated and the second time ES is estimated. We also report the unadjusted effect size to show the effect sizes before any adjustments have been made. More details about these adjustments can be found in our [Technical Documentation](#).

## Detailed Monetary Benefit Estimates Per Participant

Affected outcome:	Resulting benefits: <sup>1</sup>	Benefits accrue to:				
		Taxpayers	Participants	Others <sup>2</sup>	Indirect <sup>3</sup>	Total
Crime	Criminal justice system	\$100	\$0	\$187	\$50	\$338
Alcohol use disorder	Labor market earnings associated with alcohol abuse or dependence	(\$259)	(\$609)	\$0	\$0	(\$868)
Alcohol use disorder	Health care associated with alcohol abuse or dependence	(\$6)	(\$1)	(\$6)	(\$3)	(\$16)
Alcohol use disorder	Property loss associated with alcohol abuse or dependence	\$0	(\$1)	(\$1)	\$0	(\$2)
Hospitalization	Health care associated with general hospitalization	\$35	\$2	\$35	\$18	\$89
Hospitalization (psychiatric)	Health care associated with psychiatric hospitalization	\$1,109	\$15	\$250	\$555	\$1,928
Emergency department visits	Health care associated with emergency department visits	\$36	\$10	\$53	\$18	\$118
Alcohol use disorder	Mortality associated with alcohol	\$0	(\$1)	\$0	(\$8)	(\$9)
Program cost	Adjustment for deadweight cost of program	\$0	\$0	\$0	(\$9,587)	(\$9,587)
<b>Totals</b>		<b>\$1,016</b>	<b>(\$585)</b>	<b>\$518</b>	<b>(\$8,958)</b>	<b>(\$8,010)</b>

<sup>1</sup>In addition to the outcomes measured in the meta-analysis table, WSIPP measures benefits and costs estimated from other outcomes associated with those reported in the evaluation literature. For example, empirical research demonstrates that high school graduation leads to reduced crime. These associated measures provide a more complete picture of the detailed costs and benefits of the program.

<sup>2</sup>"Others" includes benefits to people other than taxpayers and participants. Depending on the program, it could include reductions in crime victimization, the economic benefits from a more educated workforce, and the benefits from employer-paid health insurance.

<sup>3</sup>"Indirect benefits" includes estimates of the net changes in the value of a statistical life and net changes in the deadweight costs of taxation.

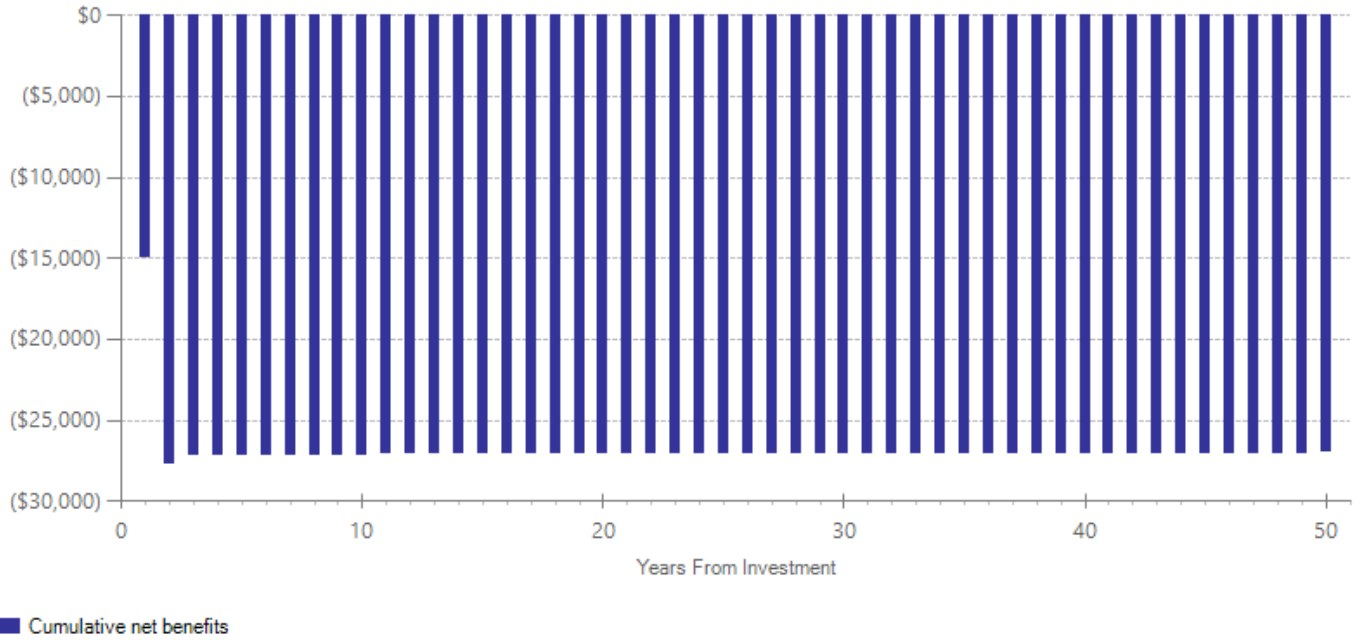
## Detailed Annual Cost Estimates Per Participant

	Annual cost	Year dollars	Summary	
Program costs	\$14,000	2013	Present value of net program costs (in 2018 dollars)	(\$19,174)
Comparison costs	\$4,482	2013	Cost range (+ or -)	10 %

The annual per-patient cost of ACT in Washington State was used to approximate the program costs (Washington State Department of Social & Health Services, 2013). Since the comparison groups in the included studies had an average caseload that was 3.12 times as high as the ACT caseload, we estimated the costs of the comparison group by reducing the ACT costs by this factor. Washington State Department of Social & Health Services. (2013). *2013 program description, Washington Program for Assertive Community Treatment*.

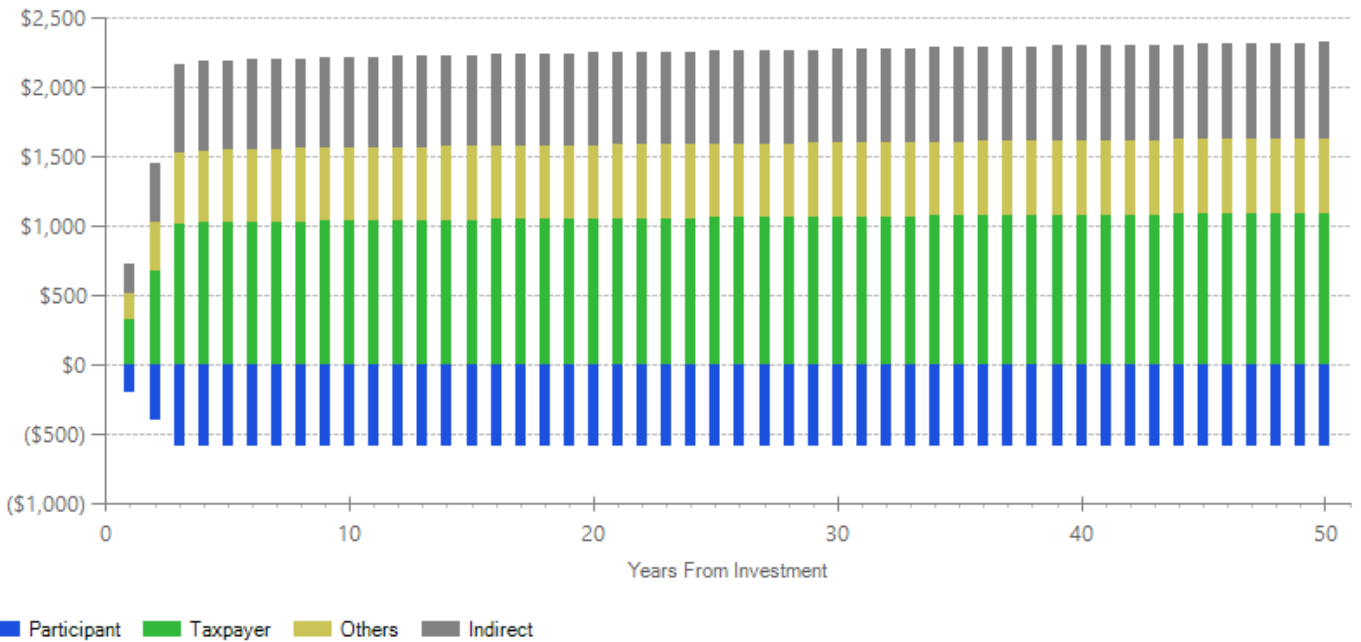
The figures shown are estimates of the costs to implement programs in Washington. The comparison group costs reflect either no treatment or treatment as usual, depending on how effect sizes were calculated in the meta-analysis. The cost range reported above reflects potential variation or uncertainty in the cost estimate; more detail can be found in our [Technical Documentation](#).

## Benefits Minus Costs Over Time (Cumulative Discounted Dollars)

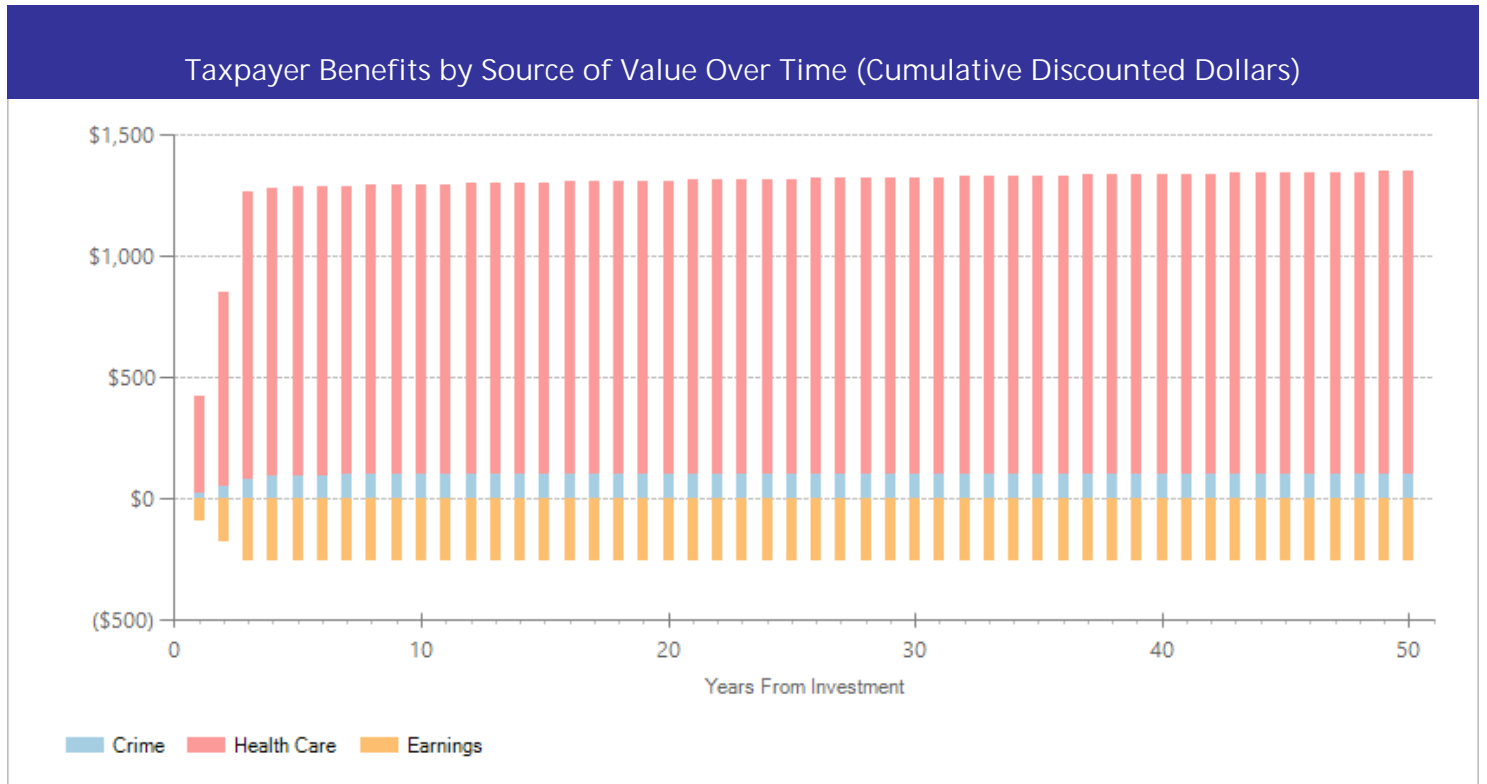


The graph above illustrates the estimated cumulative net benefits per-participant for the first fifty years beyond the initial investment in the program. We present these cash flows in discounted dollars. If the dollars are negative (bars below \$0 line), the cumulative benefits do not outweigh the cost of the program up to that point in time. The program breaks even when the dollars reach \$0. At this point, the total benefits to participants, taxpayers, and others, are equal to the cost of the program. If the dollars are above \$0, the benefits of the program exceed the initial investment.

## Benefits by Perspective Over Time (Cumulative Discounted Dollars)



The graph above illustrates the breakdown of the estimated cumulative benefits (not including program costs) per-participant for the first fifty years beyond the initial investment in the program. These cash flows provide a breakdown of the classification of dollars over time into four perspectives: taxpayer, participant, others, and indirect. "Taxpayers" includes expected savings to government and expected increases in tax revenue. "Participants" includes expected increases in earnings and expenditures for items such as health care and college tuition. "Others" includes benefits to people other than taxpayers and participants. Depending on the program, it could include reductions in crime victimization, the economic benefits from a more educated workforce, and the benefits from employer-paid health insurance. "Indirect benefits" includes estimates of the changes in the value of a statistical life and changes in the deadweight costs of taxation. If a section of the bar is below the \$0 line, the program is creating a negative benefit, meaning a loss of value from that perspective.



The graph above focuses on the subset of estimated cumulative benefits that accrue to taxpayers. The cash flows are divided into the source of the value.

## Citations Used in the Meta-Analysis

- Audini, B., Marks, I. M., Lawrence, R.E., Connolly, J., & Watts, V. (1994). Home-based versus out-patient/in-patient care for people with serious mental illness. *The British Journal of Psychiatry: the Journal of Mental Science*, 165(2), 204-210.
- Bond, G.R., Miller, L.D., Krumwied, R.D., & Ward, R.S. (1988). Assertive case management in three CMHCs: A controlled study. *Hospital and Community Psychiatry*, 39(4), 411-418.
- Bond, G.R., Witheridge, T.F., Dincin, J., Wasmer, D., Webb, J., & DeGraaf-Kaser, R. (1990). Assertive community treatment for frequent users of psychiatric hospitals in a large city: a controlled study. *American Journal of Community Psychology*, 18(6), 865-891.
- Bush, C.T., Langford, M.W., Rosen, P., & Gott, W. (1990). Operation outreach: Intensive case management for severely psychiatrically disabled adults. *Hospital and Community Psychiatry*, 41(6), 647-649.
- Chandler, D., Meisel, J., Hu, T. W., McGowen, M., & Madison, K. (1996). Client outcomes in a three-year controlled study of an integrated service agency model. *Psychiatric Services*, 47(12), 1337-1343.
- Clarke, G. N., Herinckx, H. A., Kinney, R. F., Paulson, R. I., Cutler, D. L., Lewis, K., & Oxman, E. (2000). Psychiatric hospitalizations, arrests, emergency room visits, and homelessness of clients with serious and persistent mental illness: findings from a randomized trial of two ACT programs vs. usual care. *Mental Health Services Research*, 2(3), 155-164.
- Drake, R. E., McHugo, G. J., Clark, R. E., Teague, G. B., Xie, H., Miles, K., & Ackerson, T. H. (1998). Assertive community treatment for patients with co-occurring severe mental illness and substance use disorder: A clinical trial. *American Journal of Orthopsychiatry*, 68(2), 201-215.
- Essock, S.M., & Kontos, N. (1995). Implementing assertive community treatment teams. *Psychiatric Services*, 46(7), 679-683.
- Essock, S.M., Mueser, K.T., Drake, R.E., Covell, N.H., McHugo, G.J., Frisman, L.K., Kontos, N.J., . . . Swain, K. (2006). Comparison of ACT and standard case management for delivering integrated treatment for co-occurring disorders. *Psychiatric Services*, 57(2), 185-196.
- Fekete, D.M., Bond, G.R., McDonel, E.C., Salyers, M.P., Chen, A., & Miller, L. (1998). Rural assertive community treatment: a field experiment. *Psychiatric Rehabilitation Journal*, 21(4), 371-379.
- Hamernik, E., & Pakenham, K. I. (1999). Assertive Community Treatment for persons with severe mental disorders: A controlled treatment outcome study. *Behaviour Change*, 16(4), 259-268.
- Harrison-Read, P., Lucas, B., Tyrer, P., Ray, J., Shipley, K., Simmonds, S., . . . Hickman, M. (2002). Heavy users of acute psychiatric beds: Randomized controlled trial of enhanced community management in an outer London borough. *Psychological Medicine*, 32(3), 403-416.

- Jerrell, J.M. (1995). Toward managed care for persons with severe mental illness: implications from a cost-effectiveness study. *Health Affairs*, 14(3), 197-207.
- Killaspy, H., Bebbington, P., Blizard, R., Johnson, S., Nolan, F., Pilling, S., & King, M. (2006). The REACT study: randomised evaluation of assertive community treatment in north London. *British Medical Journal*, 7545, 815-818.
- Killaspy, H., Kingett, S., Bebbington, P., Blizard, R., Johnson, S., Nolan, F., Pilling, S., . . . King, M. (2009). Randomised evaluation of assertive community treatment: 3-year outcomes. *The British Journal of Psychiatry*, 195(1), 81-82.
- Korr, W.S., & Joseph, A. (1995). Housing the Homeless Mentally Ill: Findings from Chicago. *Journal of Social Service Research*, 21(1), 53-68.
- Lehman, A.F., Dixon, L.B., Kernan, E., DeForge, B.R., & Postrado, L.T. (1997). A randomized trial of assertive community treatment for homeless persons with severe mental illness. *Archives of General Psychiatry*, 54(11), 1038-1043.
- Morrissey, J.P., Domino, M.E., & Cuddeback, G.S. (2013). Assessing the effectiveness of recovery-oriented ACT in reducing state psychiatric hospital use. *Psychiatric Services*, 64(4), 303-311.
- Morse, G.A., Calsyn, R.J., Allen, G., Tempelhoff, B., & Smith, R. (1992). Experimental comparison of the effects of three treatment programs for homeless mentally ill people. *Hospital and Community Psychiatry*, 43(10), 1005-1010.
- Morse, G.A., Calsyn, R.J., Klinkenberg, W.D., Trusty, M.L., Gerber, F., . . . Ahmad, L. (1997). Three Types of Case Management for Homeless Mentally ill Persons. *Psychiatric Services*, 48(4), 497-503.
- Morse, G.A., Calsyn, R.J., Dean, K.W., Helminiak, T.W., Wolff, N., Drake, R.E., Yonker, R.D., . . . McCudden, S. (2006). Treating homeless clients with severe mental illness and substance use disorders: Costs and outcomes. *Community Mental Health Journal*, 42(4), 377-404.
- Rosenheck, R., Neale, M., Leaf, P., Milstein, R., & Frisman, L. (1995). Multisite experimental cost study of intensive community care. *Schizophrenia Bulletin*, 21(1), 129-140.
- Rosenheck, R., Kaspro, W., Frisman, L., & Liu-Mares, W. (2003). Cost-effectiveness of supported housing for homeless persons with mental illness. *Archives of General Psychiatry*, 60(9), 940-951.
- Salkever, D., Domino, M.E., Burns, B.J., Santos, A.B., Deci, P.A., Dias, J., Wagner, H.R., . . . Paolone, J. (1999). Assertive community treatment for people with severe mental illness: the effect on hospital use and costs. *Health Services Research*, 34(2), 577-601.
- Sytema, S., Wunderink, L., Bloemers, W., Roorda, L., & Wiersma, D. (2007). Assertive community treatment in the Netherlands: a randomized controlled trial. *Acta Psychiatrica Scandinavica*, 116(2), 105-112.
- Test, M.A., Knoedler, W.H., Allness, D.J., et al. (1991). Long-term community care through an assertive continuous treatment team,. In Schultz, C.T (Ed.), *Advances in Neuropsychiatry and Psychopharmacology: Schizophrenia Research, Vol. 1* (pp.239-246).
- Test, M.A., Knoedler, W.H., Allness, D.J., Burke, S.S., Brown, R.L., & Wallisch, L.S. (1991). Long-term community care through an assertive continuous treatment team. In Schultz, C.T. (Ed.), *Advances in Neuropsychiatry and Psychopharmacology: Schizophrenia Research, Vol. 1* (pp.239-246). New York, NY: Raven Press, Publishers.

For further information, contact:  
 (360) 664-9800, [institute@wsipp.wa.gov](mailto:institute@wsipp.wa.gov)

Printed on 02-09-2023



## Washington State Institute for Public Policy

The Washington State Legislature created the Washington State Institute for Public Policy in 1983. A Board of Directors—representing the legislature, the governor, and public universities—governs WSIPP and guides the development of all activities. WSIPP's mission is to carry out practical research, at legislative direction, on issues of importance to Washington State.