

Brief intervention in emergency department (SBIRT) Substance Use Disorders: Early Intervention

Benefit-cost estimates updated December 2023. Literature review updated September 2016.

Current estimates replace old estimates. Numbers will change over time as a result of model inputs and monetization methods.

The WSIPP benefit-cost analysis examines, on an apples-to-apples basis, the monetary value of programs or policies to determine whether the benefits from the program exceed its costs. WSIPP's research approach to identifying evidence-based programs and policies has three main steps. First, we determine "what works" (and what does not work) to improve outcomes using a statistical technique called meta-analysis. Second, we calculate whether the benefits of a program exceed its costs. Third, we estimate the risk of investing in a program by testing the sensitivity of our results. For more detail on our methods, see our [Technical Documentation](#).

Program Description: Screening, Brief Intervention, and Referral to Treatment (SBIRT) for patients in emergency departments is used to identify and address "hazardous" alcohol use (not alcohol dependence). Those screening positive receive a brief intervention, delivered by health care staff or other professional. The intervention includes feedback on the patients' consumption compared to their peers and a motivational interview to encourage reduction in consumption. Patients typically receive a single intervention lasting 15 minutes to one hour. Some interventions included up to two brief telephone booster calls. Patients meeting diagnostic criteria for abuse or dependence would be referred to chemical dependency treatment in lieu of brief intervention.

Benefit-Cost Summary Statistics Per Participant

Benefits to:

Taxpayers	\$965	Benefit to cost ratio	\$5.86
Participants	\$1,652	Benefits minus costs	\$2,487
Others	\$452	Chance the program will produce	
Indirect	(\$70)	benefits greater than the costs	58%
Total benefits	\$2,999		
Net program cost	(\$512)		
Benefits minus cost	\$2,487		

The estimates shown are present value, life cycle benefits and costs. All dollars are expressed in the base year chosen for this analysis (2022). The chance the benefits exceed the costs are derived from a Monte Carlo risk analysis. The details on this, as well as the economic discount rates and other relevant parameters are described in our [Technical Documentation](#).

Meta-Analysis of Program Effects

Outcomes measured	Treatment age	No. of effect sizes	Treatment N	Adjusted effect sizes and standard errors used in the benefit-cost analysis						Unadjusted effect size (random effects model)	
				First time ES is estimated			Second time ES is estimated			ES	p-value
				ES	SE	Age	ES	SE	Age		
Illicit drug use [^]	33	2	721	-0.065	0.071	34	n/a	n/a	n/a	-0.065	0.362
Cannabis use [^]	33	2	371	-0.012	0.073	34	n/a	n/a	n/a	-0.012	0.867
Drinking and driving [^]	33	4	776	-0.158	0.080	34	n/a	n/a	n/a	-0.158	0.048
Opioid drug use [^]	33	1	87	0.000	0.150	34	n/a	n/a	n/a	0.000	1.000
Emergency department visits	33	1	52	-0.317	0.321	34	-0.043	0.481	36	-0.317	0.322
Injuries [^]	33	1	122	-0.266	0.127	34	n/a	n/a	n/a	-0.266	0.037
Problem alcohol use	33	27	4591	-0.139	0.032	34	-0.019	0.047	36	-0.139	0.001

[^]WSIPP's benefit-cost model does not monetize this outcome.

Meta-analysis is a statistical method to combine the results from separate studies on a program, policy, or topic in order to estimate its effect on an outcome. WSIPP systematically evaluates all credible evaluations we can locate on each topic. The outcomes measured are the types of program impacts that were measured in the research literature (for example, crime or educational attainment). Treatment N represents the total number of individuals or units in the treatment group across the included studies.

An effect size (ES) is a standard metric that summarizes the degree to which a program or policy affects a measured outcome. If the effect size is positive, the outcome increases. If the effect size is negative, the outcome decreases.

Adjusted effect sizes are used to calculate the benefits from our benefit cost model. WSIPP may adjust effect sizes based on methodological characteristics of the study. For example, we may adjust effect sizes when a study has a weak research design or when the program developer is involved in the research. The magnitude of these adjustments varies depending on the topic area.

WSIPP may also adjust the second ES measurement. Research shows the magnitude of some effect sizes decrease over time. For those effect sizes, we estimate outcome-based adjustments which we apply between the first time ES is estimated and the second time ES is estimated. We also report the unadjusted effect size to show the effect sizes before any adjustments have been made. More details about these adjustments can be found in our [Technical Documentation](#).

Detailed Monetary Benefit Estimates Per Participant

Affected outcome:	Resulting benefits: ¹	Benefits accrue to:				
		Taxpayers	Participants	Others ²	Indirect ³	Total
Problem alcohol use	Criminal justice system	\$0	\$0	\$5	\$0	\$5
Problem alcohol use	Labor market earnings associated with problem alcohol use	\$664	\$1,563	\$0	\$0	\$2,227
Problem alcohol use	Property loss associated with problem alcohol use	\$0	\$3	\$6	\$0	\$10
Emergency department visits	Health care associated with emergency department visits	\$300	\$81	\$441	\$150	\$971
Problem alcohol use	Mortality associated with problem alcohol	\$2	\$4	\$0	\$36	\$42
Program cost	Adjustment for deadweight cost of program	\$0	\$0	\$0	(\$256)	(\$256)
Totals		\$965	\$1,652	\$452	(\$70)	\$2,999

¹In addition to the outcomes measured in the meta-analysis table, WSIPP measures benefits and costs estimated from other outcomes associated with those reported in the evaluation literature. For example, empirical research demonstrates that high school graduation leads to reduced crime. These associated measures provide a more complete picture of the detailed costs and benefits of the program.

²“Others” includes benefits to people other than taxpayers and participants. Depending on the program, it could include reductions in crime victimization, the economic benefits from a more educated workforce, and the benefits from employer-paid health insurance.

³“Indirect benefits” includes estimates of the net changes in the value of a statistical life and net changes in the deadweight costs of taxation.

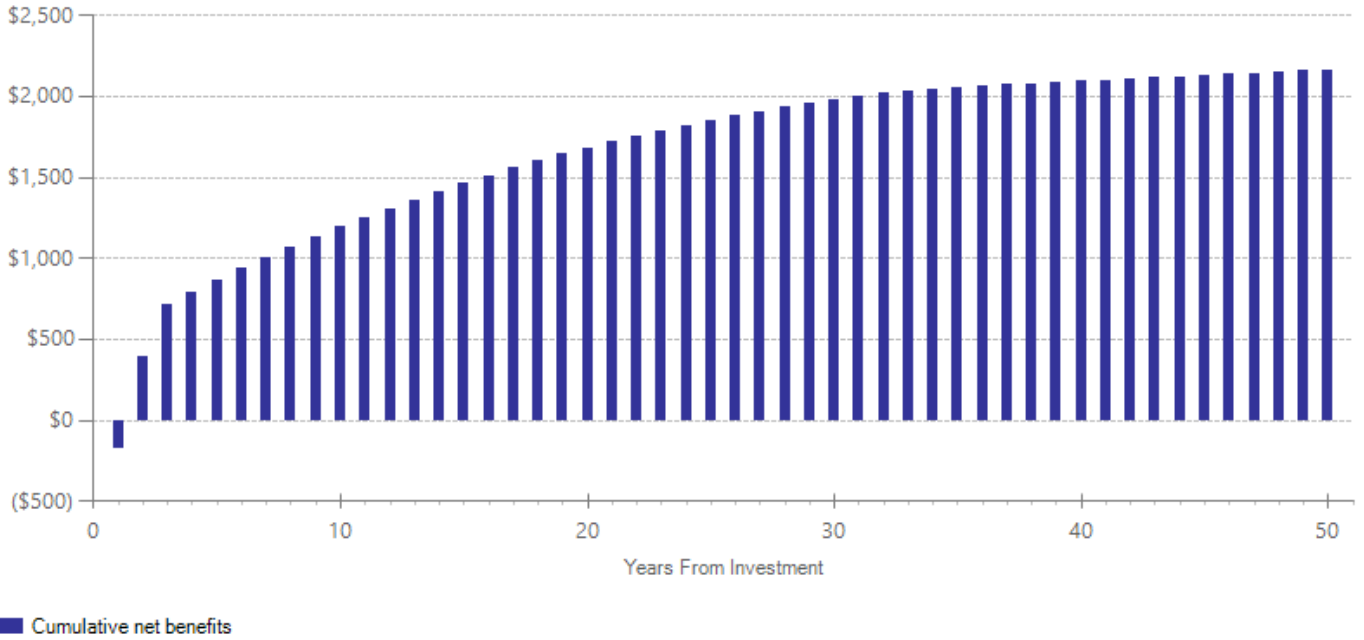
Detailed Annual Cost Estimates Per Participant

	Annual cost	Year dollars	Summary	
Program costs	\$362	2005	Present value of net program costs (in 2022 dollars)	(\$512)
Comparison costs	\$0	2005	Cost range (+ or -)	20%

This program consists of a single brief intervention during a visit to the emergency department. According to one multisite US study, of 7,751 patients screened, 1,132 were eligible and consented. (Academic ED SBIRT Research Collaborative. (2007). The impact of screening, brief intervention, and referral for treatment on emergency department patients’ alcohol use. *Annals of Emergency Medicine*, 50(6), 699-710). In Washington State, cost estimates from 2005 indicate \$53 per patient screened based on an analysis by Washington State Division of Alcohol and Substance Abuse, presented at the 2006 Co-Occurring Disorders Conference.

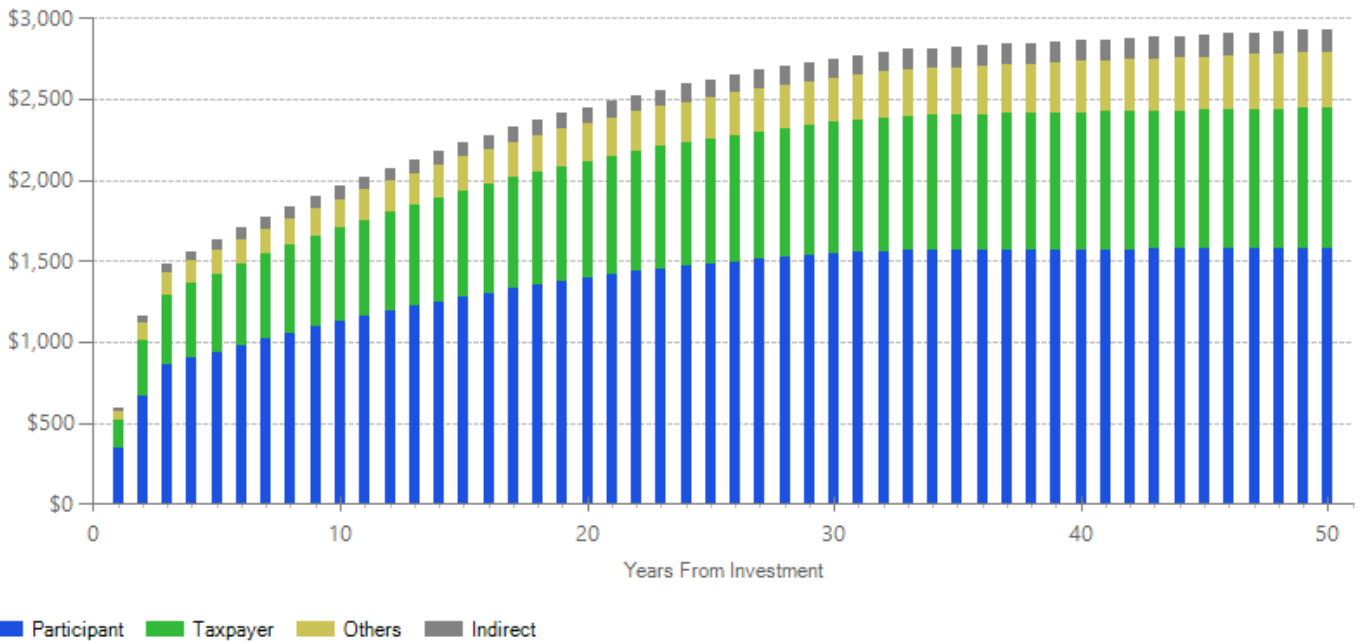
The figures shown are estimates of the costs to implement programs in Washington. The comparison group costs reflect either no treatment or treatment as usual, depending on how effect sizes were calculated in the meta-analysis. The cost range reported above reflects potential variation or uncertainty in the cost estimate; more detail can be found in our [Technical Documentation](#).

Benefits Minus Costs Over Time (Cumulative Discounted Dollars)

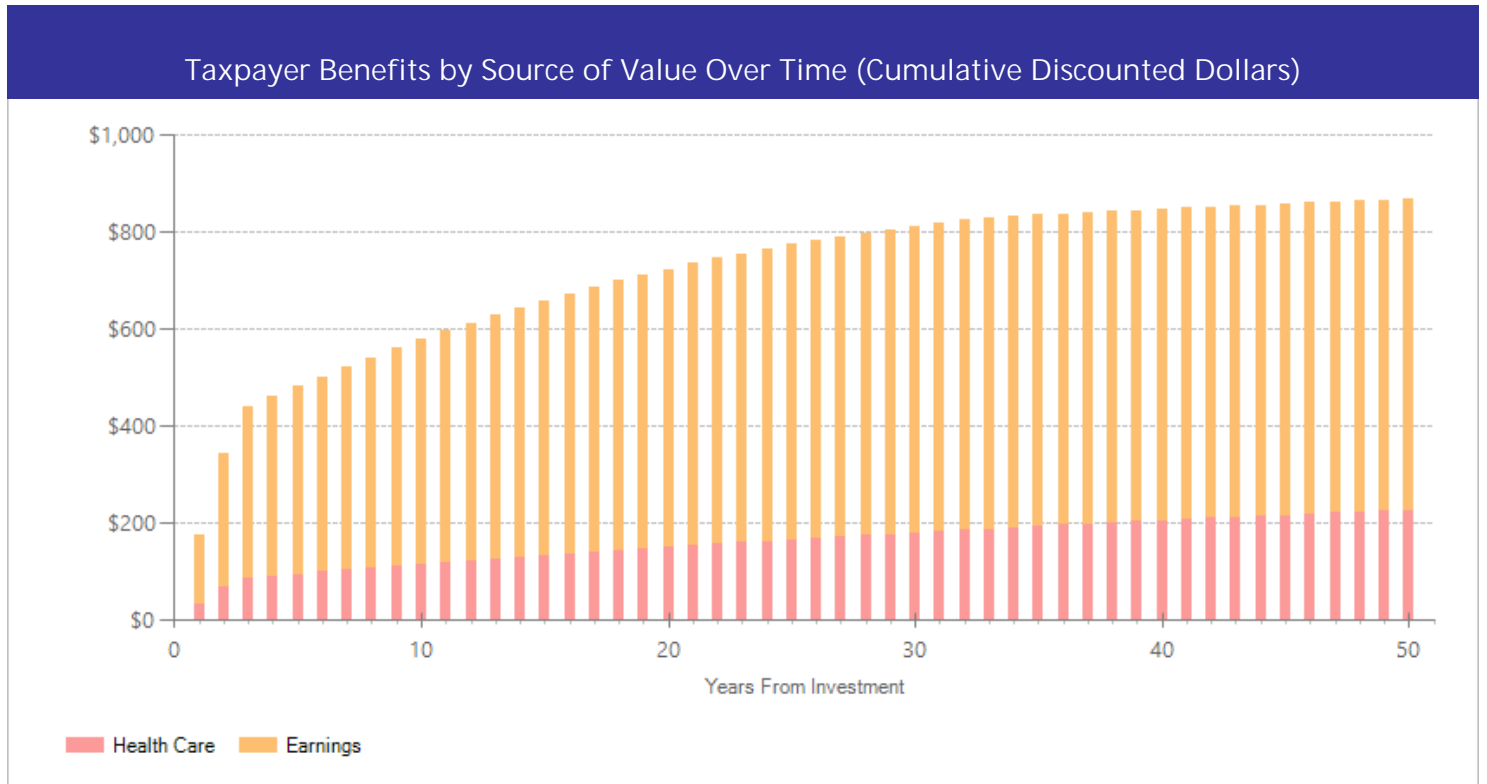


The graph above illustrates the estimated cumulative net benefits per-participant for the first fifty years beyond the initial investment in the program. We present these cash flows in discounted dollars. If the dollars are negative (bars below \$0 line), the cumulative benefits do not outweigh the cost of the program up to that point in time. The program breaks even when the dollars reach \$0. At this point, the total benefits to participants, taxpayers, and others, are equal to the cost of the program. If the dollars are above \$0, the benefits of the program exceed the initial investment.

Benefits by Perspective Over Time (Cumulative Discounted Dollars)



The graph above illustrates the breakdown of the estimated cumulative benefits (not including program costs) per-participant for the first fifty years beyond the initial investment in the program. These cash flows provide a breakdown of the classification of dollars over time into four perspectives: taxpayer, participant, others, and indirect. "Taxpayers" includes expected savings to government and expected increases in tax revenue. "Participants" includes expected increases in earnings and expenditures for items such as health care and college tuition. "Others" includes benefits to people other than taxpayers and participants. Depending on the program, it could include reductions in crime victimization, the economic benefits from a more educated workforce, and the benefits from employer-paid health insurance. "Indirect benefits" includes estimates of the changes in the value of a statistical life and changes in the deadweight costs of taxation. If a section of the bar is below the \$0 line, the program is creating a negative benefit, meaning a loss of value from that perspective.



The graph above focuses on the subset of estimated cumulative benefits that accrue to taxpayers. The cash flows are divided into the source of the value.

Citations Used in the Meta-Analysis

- Academic ED SBIRT Research Collaborative. (2007). The impact of screening, brief intervention, and referral for treatment on emergency department patients' alcohol use. *Annals of Emergency Medicine*, 50(6), 699-710.
- Blow, F.C., Barry, K.L., Walton, M.A., Maio, R.F., Chermack, S.T., Bingham, C.R., Ignacio, R.V., . . . Strecher, V.J. (2006). The efficacy of two brief intervention strategies among injured, at-risk drinkers in the emergency department: impact of tailored messaging and brief advice. *Journal of Studies on Alcohol*, 67(4), 568-78.
- Bogenschutz, M.P., Donovan, D.M., Mandler, R.N., Perl, H.I., Forcehimes, A.A., Crandall, C., Lindblad, R., . . . Douaihy, A. (2014). Brief intervention for patients with problematic drug use presenting in emergency departments: A randomized clinical trial. *JAMA Internal Medicine*, 174(11), 1736-1745.
- Cherpitel, C.J., Korcha, R.A., Moskalewicz, J., Swiatkiewicz, G., Ye, Y., & Bond, J. (2010). Screening, brief intervention, and referral to treatment (SBIRT): 12-month outcomes of a randomized controlled clinical trial in a Polish emergency department. *Alcoholism: Clinical and Experimental Research*, 34(11), 1922-1928.
- Crawford, M.J., Patton, R., Touquet, R., Drummond, C., Byford, S., Barrett, B., Reece, B., . . . Henry, J.A. (2004). Screening and referral for brief intervention of alcohol-misusing patients in an emergency department: a pragmatic randomised controlled trial. *Lancet*, 364(9442), 9-15.
- Crawford, M.J., Cspike, E., Brown, A., Reid, S., Nilsen, K., Redhead, J., & Touquet, R. (2010). The effect of referral for brief intervention for alcohol misuse on repetition of deliberate self-harm: an exploratory randomized controlled trial. *Psychological Medicine*, 40(11), 1821-1828.
- Daepfen, J.-B., Gaume, J., Bady, P., Yersin, B., Calmes, J.-M., Givel, J.-C., & Gmel, G. (2007). Brief alcohol intervention and alcohol assessment do not influence alcohol use in injured patients treated in the emergency department: a randomized controlled clinical trial. *Addiction*, 102(8), 1224-1233.
- Dauer, A. R., Rubio, E. S., Coris, M. E., & Valls, J. M. (2006). Brief intervention in alcohol-positive traffic casualties: is it worth the effort?. *Alcohol and Alcoholism*, 41(1), 76-83.
- D'Onofrio, G., Pantalon, M.V., Degutis, L.C., Fiellin, D.A., Busch, S.H., Chawarski, M.C., Owens, P.H., . . . O'Connor, P.G. (2008). Brief intervention for hazardous and harmful drinkers in the emergency department. *Annals of Emergency Medicine*, 51(6), 742.
- D'Onofrio, G., Fiellin, D.A., Pantalon, M.V., Chawarski, M.C., Owens, P.H., Degutis, L.C., Busch, S.H., . . . O'Connor, P.G. (2012). A brief intervention reduces hazardous and harmful drinking in emergency department patients. *Annals of Emergency Medicine*, 60(2), 181-92.
- Drummond, C., Deluca, P., Coulton, S., Bland, M., Cassidy, P., Crawford, M., Dale, V., . . . Kaner, E. (2014). The effectiveness of alcohol screening and brief intervention in emergency departments: A multicentre pragmatic cluster randomized controlled trial. *PLoS One*, 9(6), e99463.

- Field, C.A., Cochran, G., & Caetano, R. (2012). Ethnic differences in the effect of drug use and drug dependence on brief motivational interventions targeting alcohol use. *Drug and Alcohol Dependence*, 126, 21-26.
- Goodall, C. A., Ayoub, A. F., Crawford, A., Smith, I., Bowman, A., Koppel, D., & Gilchrist, G. (2008). Nurse-delivered brief interventions for hazardous drinkers with alcohol-related facial trauma: A prospective randomised controlled trial. *British Journal of Oral and Maxillofacial Surgery*, 46(2), 96-101.
- Havard, A., Shakeshaft, A.P., Conigrave, K.M., & Doran, C.M. (2012). Randomized controlled trial of mailed personalized feedback for problem drinkers in the emergency department: the short-term impact. *Alcoholism, Clinical and Experimental Research*, 36(3), 523-31.
- Kunz, F.M.J., French, M.T., & Bazargan-Hejazi, S. (2004). Cost-effectiveness analysis of a brief intervention delivered to problem drinkers presenting at an inner-city hospital emergency department. *Journal of Studies on Alcohol*, 65(3), 363-70.
- Longabaugh, R., Woolard, R.E., Nirenberg, T.D., Minugh, A.P., Becker, B., Clifford, P.R., . . . Gogineni, A. (2001). Evaluating the effects of a brief motivational intervention for injured drinkers in the emergency department. *Journal of Studies on Alcohol*, 62(6), 806-816.
- Mello, M.J., Baird, J., Lee, C., Strezsak, V., French, M.T., & Longabaugh, R. (2016). A randomized controlled trial of a telephone intervention for alcohol misuse with injured emergency department patients. *Annals of Emergency Medicine*, 67(2), 263-275.
- Mello, M.J., Longabaugh, R., Baird, J., Nirenberg, T., & Woolard, R. (2008). DIAL: A telephone brief intervention for high-risk alcohol use with injured emergency department patients. *Annals of Emergency Medicine*, 51(6), 755-764.
- Mello, M. J., Baird, J., Nirenberg, T.D., Lee, C., Woolard, R., & Longabaugh, R. (2013). DIAL: a randomised trial of a telephone brief intervention for alcohol. *Injury Prevention : Journal of the International Society for Child and Adolescent Injury Prevention*, 19(1), 44-48.
- Monti, P.M., Colby, S.M., Barnett, N.P., Spirito, A., Rohsenow, D.J., Myers, M., . . . Lewander, W. (1999). Brief intervention for harm reduction with alcohol-positive older adolescents in a hospital emergency department. *Journal of Consulting and Clinical Psychology*, 67(6), 989-994.
- Monti, P.M., Barnett, N.P., Colby, S.M., Gwaltney, C.J., Spirito, A., Rohsenow, D.J., & Woolard, R. (2007). Motivational interviewing versus feedback only in emergency care for young adult problem drinking. *Addiction*, 102(8), 1234-1243.
- Segatto, M. L., Andreoni, S., de, S. S. R., Diehl, A., & Pinsky, I. (2011). Brief motivational interview and educational brochure in emergency room settings for adolescents and young adults with alcohol-related problems: a randomized single-blind clinical trial. *Revista Brasileira De Psiquiatria*, 33(3), 225-33.
- Sommers, M.S., Lyons, M.S., Fargo, J.D., Sommers, B.D., McDonald, C.C., Shope, J.T., & Fleming, M.F. (2013). Emergency department-based brief intervention to reduce risky driving and hazardous/harmful drinking in young adults: A randomized controlled trial. *Alcoholism, Clinical and Experimental Research*, 37(10), 1753-1762.
- Woodruff, S.I., Clapp, J.D., Eisenberg, K., McCabe, C., Hohman, M., Shillington, A.M., Sise, C.B., . . . Gareri, J. (2014). Randomized clinical trial of the effects of screening and brief intervention for illicit drug use: The Life Shift/Shift Gears study. *Addiction Science & Clinical Practice*, 9(8).
- Woolard, R., Baird, J., Longabaugh, R., Nirenberg, T., Lee, C.S., Mello, M.J., & Becker, B. (2013). Project Reduce: Reducing alcohol and marijuana misuse: Effects of a brief intervention in the emergency department. *Addictive Behaviors*, 38(3), 1732-1739.

For further information, contact:
(360) 664-9800, institute@wsipp.wa.gov

Printed on 03-22-2024



Washington State Institute for Public Policy

The Washington State Legislature created the Washington State Institute for Public Policy in 1983. A Board of Directors—representing the legislature, the governor, and public universities—governs WSIPP and guides the development of all activities. WSIPP's mission is to carry out practical research, at legislative direction, on issues of importance to Washington State.